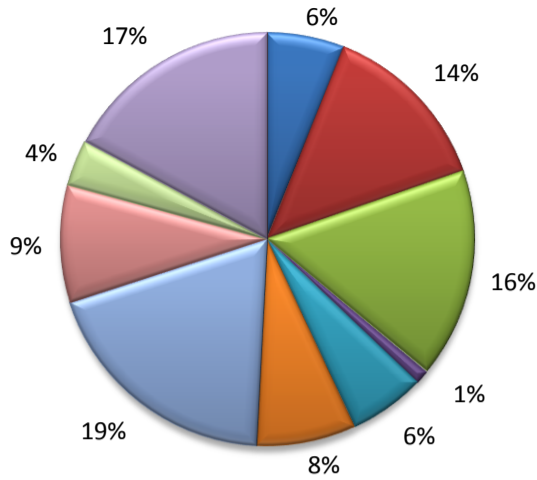


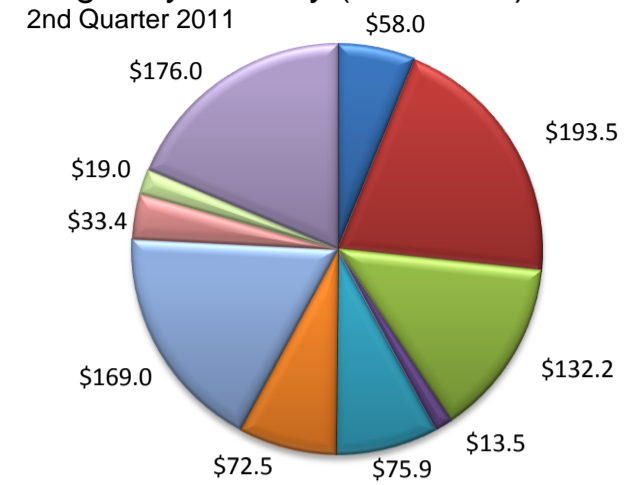
(McLennan)

Industry Composition



- Mining, Logging, and Construction
- Manufacturing
- Trade, Transportation, and Utilities
- Information
- Financial Activities
- Professional and Business Services
- Education and Health Services
- Leisure and Hospitality
- Other Services
- Government

Wages by Industry (in millions)



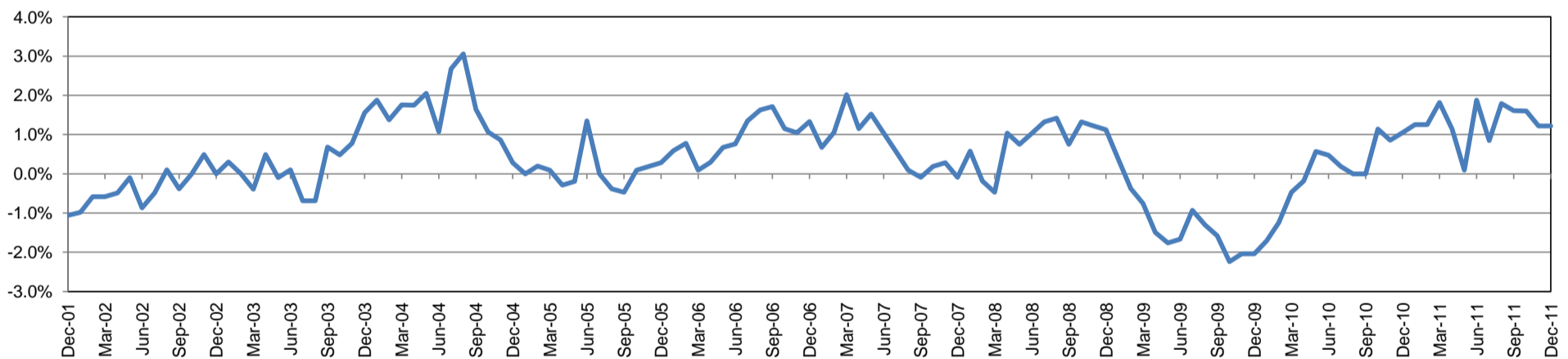
Employment by Industry

	Dec-11	Nov-11	Dec-10	Monthly Change		Annual Change	
				Actual	%	Actual	%
Total Nonfarm	107,800	107,600	106,500	200	0.2%	1,300	1.2%
Mining, Logging, and Construction	6,500	6,500	6,200	0	0.0%	300	4.8%
Manufacturing	14,700	14,700	14,400	0	0.0%	300	2.1%
Trade, Transportation, and Utilities	17,600	17,500	17,600	100	0.6%	0	0.0%
Information	1,200	1,200	1,300	0	0.0%	-100	-7.7%
Financial Activities	6,400	6,300	6,300	100	1.6%	100	1.6%
Professional and Business Services	8,400	8,400	8,300	0	0.0%	100	1.2%
Education and Health Services	20,700	20,800	20,500	-100	-0.5%	200	1.0%
Leisure and Hospitality	9,900	9,800	9,700	100	1.0%	200	2.1%
Other Services	3,900	3,900	3,800	0	0.0%	100	2.6%
Government	18,500	18,500	18,400	0	0.0%	100	0.5%

Industry Size Class

Size Class	Employees per firm	Number of Firms	June 2011	
			Employment in Size Class	% Total Employment
9	1000+	11	19,852	19.6%
8	500-999	13	8,619	8.5%
7	250-499	34	11,342	11.2%
6	100-249	117	17,595	17.4%
5	50-99	202	14,024	13.9%
4	20-49	411	12,481	12.3%
3	10-19	597	8,213	8.1%
2	5-9	775	5,148	5.1%
1	1-4	1,832	3,909	3.9%
0	0	254	0	0.0%
Total		4,246	101,183	100.0%

Annual Growth Rate for Total Nonagricultural Employment



Unemployment Information (all estimates in thousands)

	Waco MSA				Texas (Actual)				United States (Actual)			
	C.L.F.	Emp.	Unemp.	Rate	C.L.F.	Emp.	Unemp.	Rate	C.L.F.	Emp.	Unemp.	Rate
Dec-11	117.4	109.4	8.0	6.8	12,347.3	11,454.7	892.6	7.2	153,373.0	140,681.0	12,692.0	8.3
Nov-11	117.2	108.9	8.3	7.0	12,344.3	11,423.6	920.7	7.5	153,683.0	141,070.0	12,613.0	8.2
Dec-10	116.0	107.6	8.4	7.2	12,191.5	11,215.6	975.9	8.0	153,156.0	139,159.0	13,997.0	9.1

Historical Unemployment Rates

